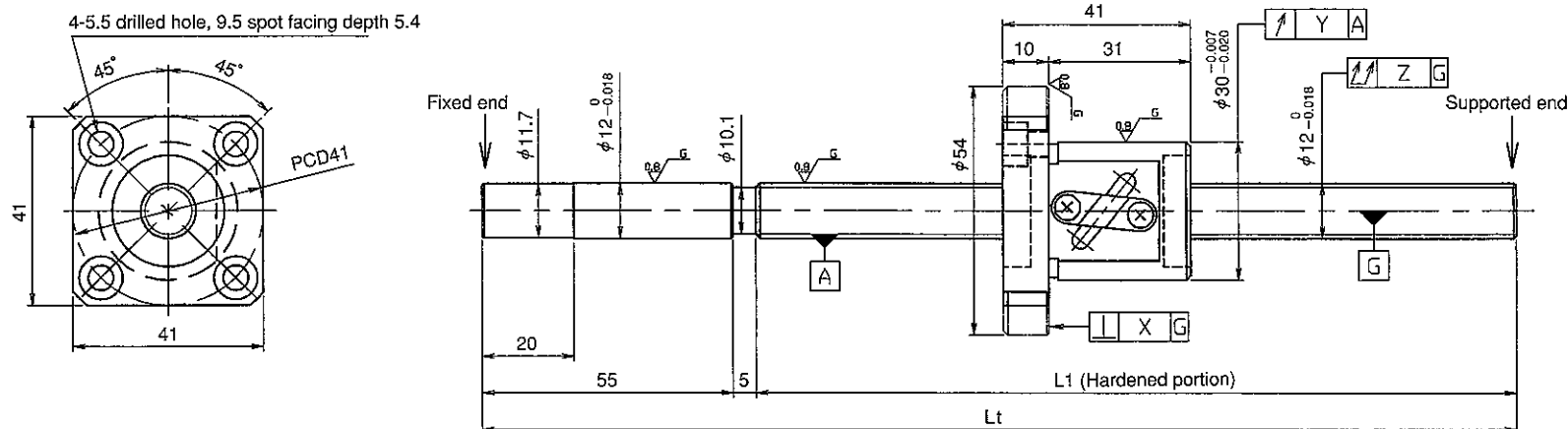


KURODA Standard Ground Ball Screw : GE Series (Accuracy grade C7)/GG Series (Accuracy grade C5)

UNFINISHED SHAFT ENDS

 Screw shaft diameter $\phi 12$, Lead 4

(Unit : mm)



Notation of standard ground ball screw

● Standard length shaft without end machining

GE1204DS-AALR-□□□□A

GG1204DS-AALR-□□□□A

● With end machining specified on your drawing

GE1204DS-□A□R-□□□□X□□□□-C7M

GG1204DS-□A□R-□□□□X□□□□-C5□

Overall length Thread length

Model No.	Axial clearance	L ₁	L ₁	X	Y	Z	Preload torque (N・cm)	Lead accuracy			Wiper	Mass (kg)
								±Ec	ec	e300		
GE1204DS-AALR-0405A	~0.030 (M)	345	405	0.014	0.020	0.120	—	0.05	—	—	Lip seal	0.71
GE1204DS-AALR-0605A		545	605			0.150						0.81
*GG1204DS-AALR-0405A	~0.005 (F)	345	405	0.010	0.012	0.080	~1.0	0.025	0.020	0.018		0.71
*GG1204DS-AALR-0605A		545	605			0.090		0.030	0.023			0.81

• JIS B 1192-1987 (GG series) applies to accuracy standard values shown in the above-mentioned table.

• Support unit : BUK-10A (BUK-10F, BUK-8S) and BUM-10 is recommended. (Refer to P.398)

• Product with axial clearance ~0.005 (F) shown in the table may be partially preloaded.

• Preload torque shown in the table is a value before greasing.

• The grease is contained inside of nut only at the time of delivery. When using it, apply lubricant.

• For asterisked * model with unworked shaft ends equivalent to lead accuracy grade C3, contact KURODA.

Table of optional specifications for each model

Series	Additional machining of shaft end	Axial clearance adjustment (Note 2)	Surface treatment (Note 1)	Difference of grease	Direction of nut	Wiper removal
GE	○	×	○	○	○	○
GG	○	○	○	○	○	○

 (Note 1) The above-mentioned surface treatment is LD treatment (coating thickness : 1 to 2 μ m).

(Note 2) For axial clearance adjustment for GG series, contact KURODA.

Ball screw specifications

Screw shaft dia.	12	Axial clearance	~0.030 (M)	~0.005 (F)
Lead	4	Basic dynamic load rating	3600N	
Thread direction	Right-hand	Basic static load rating	6750N	
Number of circuits	2.5turn 1circuit	Spacer ball	—	
Ball diameter	2.3812	Lubricant	Alvania Grease No.2	

SHAFT END FINISH ORDERING SHEET

Screw shaft diameter $\phi 12$, Lead 4

(Unit : mm)

GE1204DS-AALR-

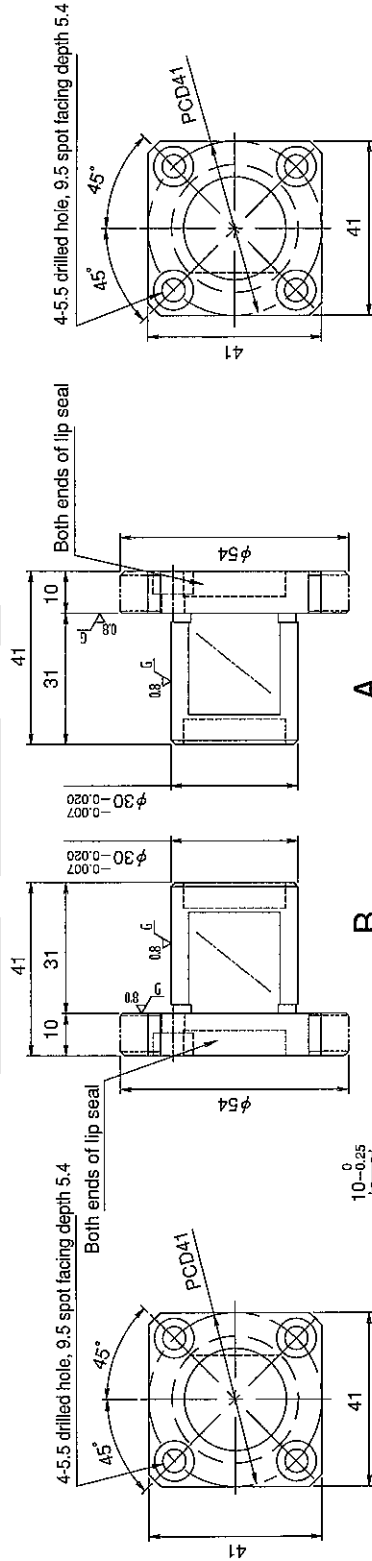
X

-C7M

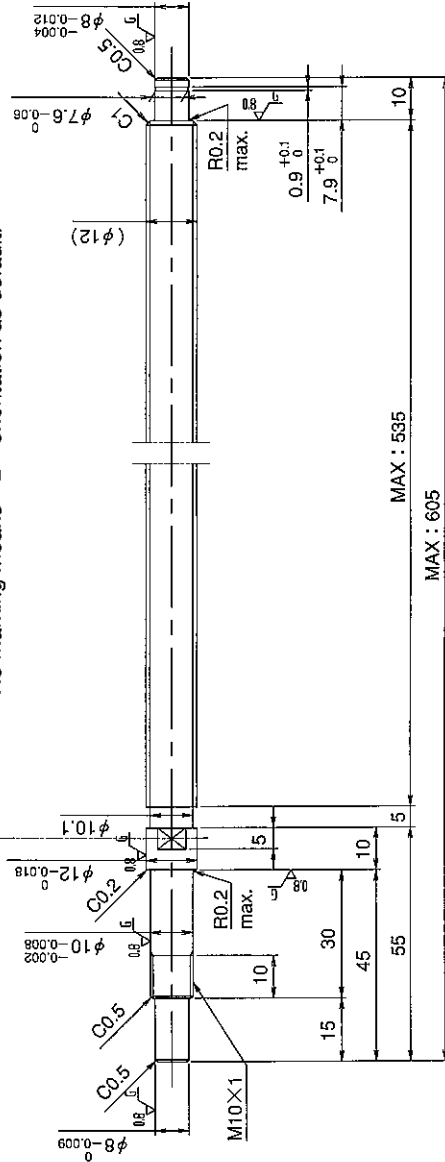
GG1204DS-AALR-

X

-C5



Select the orientation of nut flange by circling A or B.
No marking means "B" orientation as default.



Applicable Support Unit

Direct mount : BUK-10A (Fixed end unit+Supported end unit) Refer to Page.404

Circle flange : BUM-10 (Fixed end unit+Supported end bearing) Refer to Page.411

Company Name	
Telephone	
Company Address	