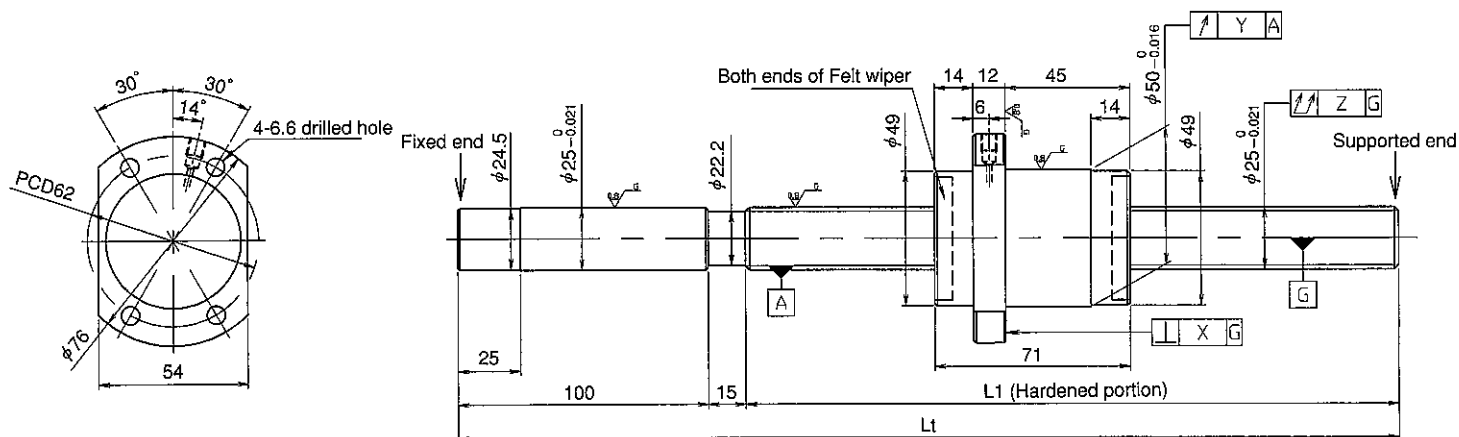


KURODA Standard Ground Ball Screw : HG Series (Accuracy grade C5)

UNFINISHED SHAFT ENDS

 Screw shaft diameter $\phi 25$, Lead 50

(Unit : mm)


Notation of standard ground ball screw

● Standard length shaft without end machining

HG2550QS-HEFR-□□□□A

● With end machining specified on your drawing

HG2550QS-□E□R-□□□□X□□□□-C5F

Overall length Thread length

Model No.	Axial clearance	L ₁	L _t	X	Y	Z	Preload torque (N·cm)	Lead accuracy			Wiper	Mass (kg)
								±Ec	ec	e300		
HG2550QS-HEFR-1015A	~0.005 (F)	900	1015	0.011	0.015	0.100	~6.0	0.040	0.027	0.018	※	4.08
HG2550QS-HEFR-1715A		1600	1715			0.170	~9.0	0.054	0.035			6.55
HG2550QS-HEFR-2015A		1900	2015					0.065	0.040			7.61

• JIS B 1192-1987 applies to accuracy standard values shown in the above-mentioned table.

• Asterisk part * : The lip of the end cap serves as a wiper.

• Support unit : BUK-20A (BUK-20F, BUK-20S) and BUM-20 is recommended. (Refer to P.398)

• Product with axial clearance ~0.005 (F) shown in the table may be partially preloaded.

• Preload torque shown in the table is a value before greasing.

• The grease is contained inside of nut only at the time of delivery. When using it, apply lubricant.

Table of optional specifications for each model

Additional machining of shaft end	Axial clearance adjustment (Note 2)	Surface treatment (Note 1)	Difference of grease	Direction of nut	Wiper removal
○	△	○	○	○	—

(Note 1) The above-mentioned surface treatment is LD treatment (coating thickness : 1 to 2 μ m). As coating may be peeled off by wiper in case of LD treatment, remove wiper.

(Note 2) For axial clearance adjustment, contact KURODA.

Ball screw specifications

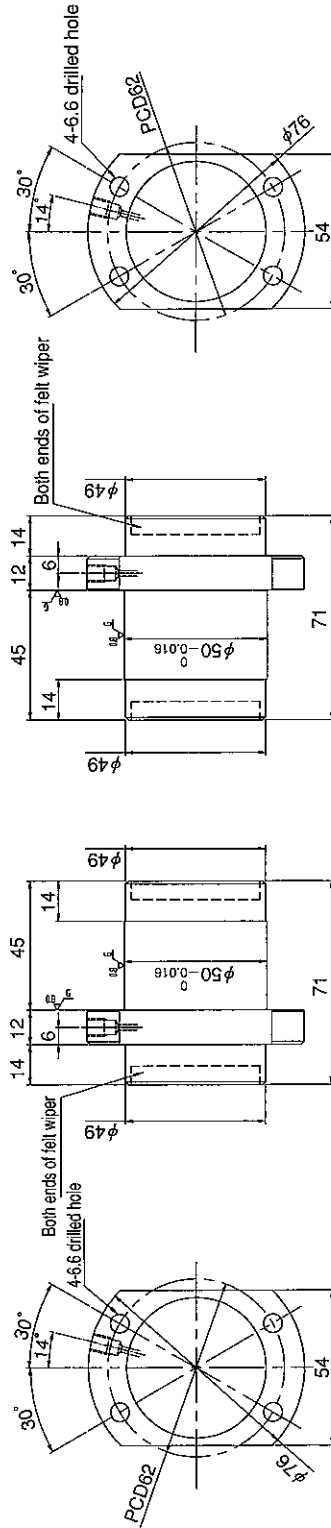
Screw shaft dia.	25	Axial clearance	~0.005 (F)
Lead	50	Basic dynamic load rating	10200N
Thread direction	Right-hand	Basic static load rating	19300N
Number of circuits	0.67turn 3circuit	Spacer ball	—
Ball diameter	3.9688	Lubricant	Alvania Grease No.2
Number of thread	3		

SHAFT END FINISH ORDERING SHEET

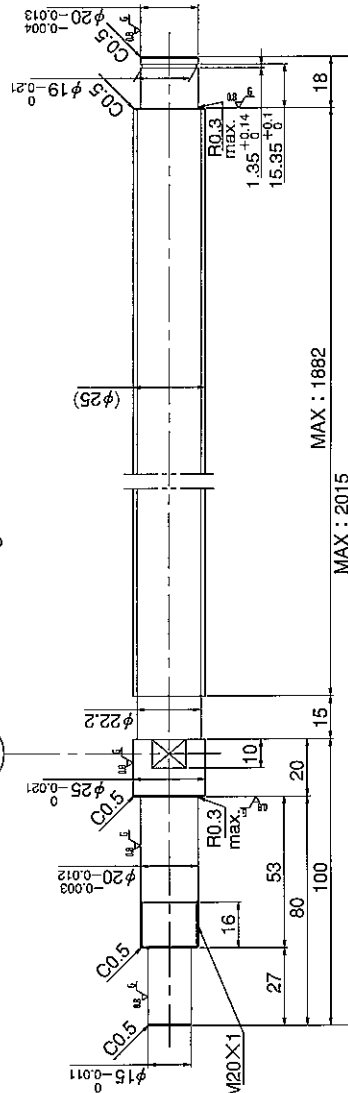
Screw shaft diameter $\phi 25$, Lead 50

(Unit : mm)

HG2550QS-HEFR- X -C5F



A
Select the orientation of nut flange by circling A or B.
No marking means "B" orientation as default.



Applicable Support Unit

Direct mount : BUK-20A (Fixed end unit+Supported end unit) Refer to Page.407

Circle flange : BUM-20 (Fixed end unit+Supported end bearing) Refer to Page.414

Company Name	
Telephone	Name of Person in Charge
Company Address	